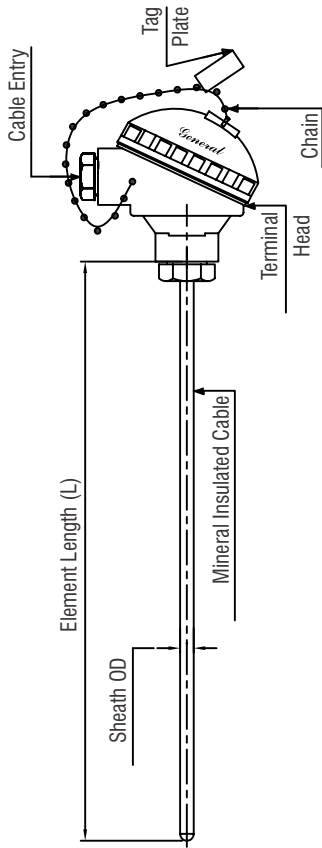


# TC 0101 - Thermocouple Assembly



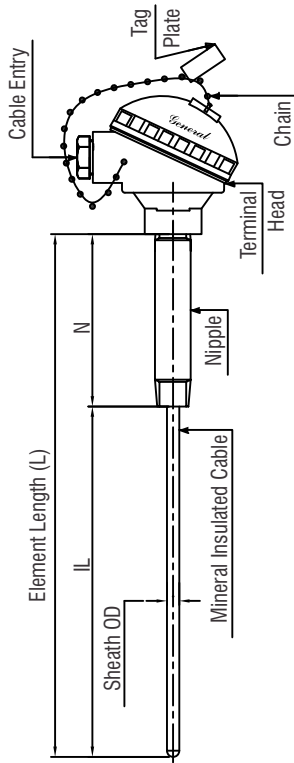
Other Options	
0	None
1	Cable Gland (Specify MOC [SS304,SS316,Brass])
2	Plug (Specify MOC [Al,SS304,SS316])
3	Head Mounted transmitter
4	CE Certification
5	Only Base Plate Suitable for TT
6	6 Pin / 10 Pin Connector
7	Special
8	'L' Type Mounting Bracket

## TC - 0101

<b>Element</b>		<b>K</b>	Chromel/Alumel
		<b>J</b>	Iron/Constantan
		<b>E</b>	Chromel/Constantan
		<b>T</b>	Copper/Constantan
		<b>N</b>	Nicrosil/Nisil
		<b>R</b>	Pt PtRh 13%
		<b>S</b>	Pt PtRh 10%
		<b>B</b>	PtRh 6% PtRh 30%
<b>Element Type</b>		<b>1</b>	Simplex
		<b>2</b>	Duplex
<b>Junction Style</b>		<b>UG</b>	Ungrounded
		<b>G</b>	Grounded
<b>Calibration Standard</b>		<b>IEC</b>	IEC 584
		<b>ANSI</b>	MC 96.1
<b>Calibration Class</b>		<b>1</b>	Class 1
		<b>2</b>	Class 2
<b>Sheath 'OD'</b>		<b>3</b>	3 mm
		<b>4.5</b>	4.5 mm
		<b>6</b>	6 mm
		<b>8</b>	8 mm
		<b>10</b>	10 mm
		<b>XXX</b>	Please Specify
<b>Sheath Material</b>		<b>S6S</b>	SS316
		<b>S6L</b>	SS316L
		<b>446</b>	SS446
		<b>600</b>	Incolly 600
		<b>310</b>	SS310
		<b>800</b>	Incolly 800
		<b>XXX</b>	Please Specify
<b>Terminal Head</b>		<b>Al</b>	Die cast Aluminium
		<b>S4S</b>	SS304
		<b>S6S</b>	SS316
<b>No. of Cable Entries</b>		<b>1</b>	Single
		<b>2</b>	Double
<b>Cable Entry (F)</b>		<b>15N</b>	1/2" NPT
		<b>20E</b>	3/4" ET
		<b>15M</b>	M20 x 1.5
		<b>15B</b>	1/2" BSP
<b>Head Type</b>		<b>H1</b>	Weatherproof IP-65
		<b>H2</b>	Weatherproof IP-67
		<b>H3</b>	Flameproof, IP-67, Gr IIA, IIB
		<b>H4</b>	Explosionproof, IP-67, Gr IIC
		<b>H5</b>	ATEX
<b>Element Length of "L" (mm)</b>			Pl. Specify in mm

Ordering Example:- TC0101-K-1-UG-IEC-1-6-S6S-Al-2-15N-H1-500-1(SS316)

# TC 0102 - Thermocouple Assembly with Nipple Extension



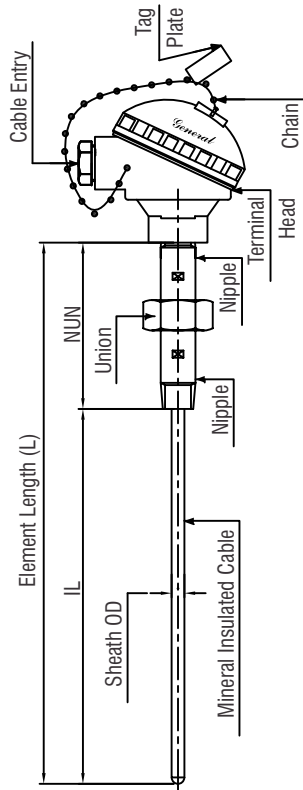
Other Options	
0	None
1	Cable Gland (Specify MOC [SS304,SS316,Brass])
2	Plug (Specify MOC [Al,SS304,SS316])
3	Head Mounted transmitter
4	CE Certification
5	Only Base Plate Suitable for TT
6	6 Pin / 10 Pin Connector
7	Special
9	Thermowell

## TC - 0102

<b>Element</b>		<b>K</b>	Chromel/Alumel
		<b>J</b>	Iron/Constantan
		<b>E</b>	Chromel/Constantan
		<b>T</b>	Copper/Constantan
		<b>N</b>	Nicrosil/Nisil
		<b>R</b>	Pt PtRh 13%
		<b>S</b>	Pt PtRh 10%
		<b>B</b>	PtRh 6% PtRh 30%
<b>Element Type</b>		<b>1</b>	Simplex
		<b>2</b>	Duplex
<b>Junction Style</b>		<b>UG</b>	Ungrounded
		<b>G</b>	Grounded
<b>Calibration Standard</b>		<b>IEC</b>	IEC 584
		<b>ANSI</b>	MC 96.1
<b>Calibration Class</b>		<b>1</b>	Class 1
		<b>2</b>	Class 2
		<b>3</b>	3 mm
		<b>4.5</b>	4.5 mm
<b>Sheath 'OD'</b>		<b>6</b>	6 mm
		<b>8</b>	8 mm
		<b>10</b>	10 mm
		<b>XXX</b>	Please Specify
<b>Sheath Material</b>		<b>S6S</b>	SS316
		<b>S6L</b>	SS316L
		<b>446</b>	SS446
		<b>600</b>	Incolly 600
		<b>310</b>	SS310
		<b>800</b>	Incolly 800
		<b>XXX</b>	Please Specify
<b>Terminal Head</b>		<b>AI</b>	Die cast Aluminium
		<b>S4S</b>	SS304
		<b>S6S</b>	SS316
<b>No. of Cable Entries</b>		<b>1</b>	Single
		<b>2</b>	Double
<b>Cable Entry (F)</b>		<b>15N</b>	1/2" NPT
		<b>20E</b>	3/4" ET
		<b>15M</b>	M20 x 1.5
		<b>15B</b>	1/2" BSP
<b>Head Type</b>		<b>H1</b>	Weatherproof IP-65
		<b>H2</b>	Weatherproof IP-67
		<b>H3</b>	Flameproof, IP-67, Gr IIA, IIB
		<b>H4</b>	Explosionproof, IP-67, Gr IIC
		<b>H5</b>	ATEX
<b>Nipple MOC</b>		<b>C</b>	Cadmium plated CS
		<b>S4</b>	SS304
		<b>S6</b>	SS316
<b>N Length</b>		<b>A</b>	75 mm
		<b>B</b>	100 mm
		<b>C</b>	150 mm
		<b>XXX</b>	Please Specify
<b>Connection Fitting</b>		<b>15N</b>	1/2" NPT
		<b>15B</b>	1/2" BSP
<b>Insertion Length of "IL" (mm)</b>		<b>XXX</b>	Please Specify
			Pl. Specify in mm

Ordering Example:- TC0102-K-1-UG-IEC-1-6-S6S-AI-2-15N-H2-C-B-15N-400-1(SS316)

# TC 0103 - Thermocouple Assembly with Nipple Union Nipple Extension



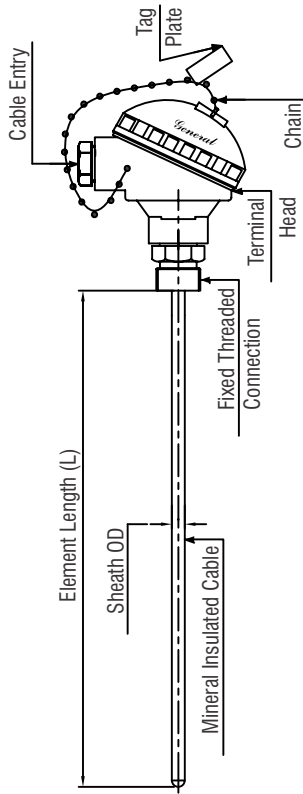
Other Options	
0	None
1	Cable Gland (Specify MOC [SS304,SS316,Brass])
2	Plug (Specify MOC [Al,SS304,SS316])
3	Head Mounted transmitter
4	CE Certification
5	Only Base Plate Suitable for TT
6	6 Pin / 10 Pin Connector
7	Special
9	Thermowell

## TC - 0103

<b>Element</b>		<b>K</b>	Chromel/Alumel
		<b>J</b>	Iron/Constantan
		<b>E</b>	Chromel/Constantan
		<b>T</b>	Copper/Constantan
		<b>N</b>	Nicrosil/Nisil
		<b>R</b>	Pt PtRh 13%
		<b>S</b>	Pt PtRh 10%
		<b>B</b>	PtRh 6% PtRh 30%
<b>Element Type</b>		<b>1</b>	Simplex
		<b>2</b>	Duplex
<b>Junction Style</b>		<b>UG</b>	Ungrounded
		<b>G</b>	Grounded
<b>Calibration Standard</b>		<b>IEC</b>	IEC 584
		<b>ANSI</b>	MC 96.1
<b>Calibration Class</b>		<b>1</b>	Class 1
		<b>2</b>	Class 2
		<b>3</b>	3 mm
		<b>4.5</b>	4.5 mm
<b>Sheath 'OD'</b>		<b>6</b>	6 mm
		<b>8</b>	8 mm
		<b>10</b>	10 mm
		<b>XXX</b>	Please Specify
<b>Sheath Material</b>		<b>S6S</b>	SS316
		<b>S6L</b>	SS316L
		<b>446</b>	SS446
		<b>600</b>	Incolly 600
		<b>310</b>	SS310
		<b>800</b>	Incolly 800
		<b>XXX</b>	Please Specify
<b>Terminal Head</b>		<b>AI</b>	Die cast Aluminium
		<b>S4S</b>	SS304
		<b>S6S</b>	SS316
<b>No. of Cable Entries</b>		<b>1</b>	Single
		<b>2</b>	Double
<b>Cable Entry (F)</b>		<b>15N</b>	1/2" NPT
		<b>20E</b>	3/4" ET
		<b>15M</b>	M20 x 1.5
		<b>15B</b>	1/2" BSP
<b>Head Type</b>		<b>H1</b>	Weatherproof IP-65
		<b>H2</b>	Weatherproof IP-67
		<b>H3</b>	Flameproof, IP-67, Gr IIA, IIB
		<b>H4</b>	Explosionproof, IP-67, Gr IIC
		<b>H5</b>	ATEX
<b>NUN MOC</b>		<b>C</b>	Cadmium plated CS
		<b>S4S</b>	SS304
		<b>S6S</b>	SS316
<b>NUN Length</b>		<b>B</b>	100 mm
		<b>C</b>	150 mm
		<b>XXX</b>	Please Specify
<b>Connection Fitting</b>		<b>15N</b>	1/2" NPT
		<b>15B</b>	1/2" BSP
<b>Insertion Length of "IL" (mm)</b>		<b>XXX</b>	Please Specify
			Pl. Specify in mm

Ordering Example:- TC0103-K-1-UG-IEC-1-6-S6S-AI-2-15N-H2-C-B-15N-400-1(SS316)

# TC 0104 - Thermocouple Assembly with Fixed Threaded Connection



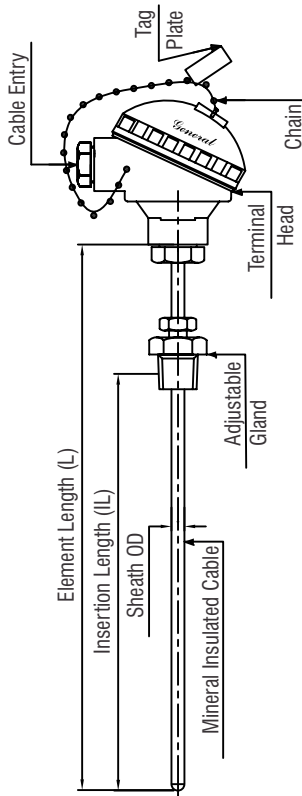
Other Options	
0	None
1	Cable Gland (Specify MOC [SS304,SS316,Brass])
2	Plug (Specify MOC [Al,SS304,SS316])
3	Head Mounted transmitter
4	CE Certification
5	Only Base Plate Suitable for TT
6	6 Pin / 10 Pin Connector
7	Special
9	Thermowell

## TC - 0104

<b>Element</b>		<b>K</b>	Chromel/Alumel
		<b>J</b>	Iron/Constantan
		<b>E</b>	Chromel/Constantan
		<b>T</b>	Copper/Constantan
		<b>N</b>	Nicrosil/Nisil
		<b>R</b>	Pt PtRh 13%
		<b>S</b>	Pt PtRh 10%
		<b>B</b>	PtRh 6% PtRh 30%
<b>Element Type</b>		<b>1</b>	Simplex
		<b>2</b>	Duplex
<b>Junction Style</b>		<b>UG</b>	Ungrounded
		<b>G</b>	Grounded
<b>Calibration Standard</b>		<b>IEC</b>	IEC 584
		<b>ANSI</b>	MC 96.1
<b>Calibration Class</b>		<b>1</b>	Class 1
		<b>2</b>	Class 2
<b>Sheath 'OD'</b>		<b>3</b>	3 mm
		<b>4.5</b>	4.5 mm
		<b>6</b>	6 mm
		<b>8</b>	8 mm
		<b>10</b>	10 mm
		<b>Other</b>	Please Specify
<b>Sheath Material</b>		<b>S6S</b>	SS316
		<b>S6L</b>	SS316L
		<b>446</b>	SS446
		<b>600</b>	Incolly 600
		<b>310</b>	SS310
		<b>800</b>	Incolly 800
		<b>XXX</b>	Please Specify
<b>Terminal Head</b>		<b>AI</b>	Die cast Aluminium
		<b>S4S</b>	SS304
		<b>S6S</b>	SS316
<b>No. of Cable Entries</b>		<b>1</b>	Single
		<b>2</b>	Double
<b>Cable Entry (F)</b>		<b>15N</b>	1/2" NPT
		<b>20E</b>	3/4" ET
		<b>15M</b>	M20 x 1.5
		<b>15B</b>	1/2" BSP
<b>Head Type</b>		<b>H1</b>	Weatherproof IP-65
		<b>H2</b>	Weatherproof IP-67
		<b>H3</b>	Flameproof, IP-67, Gr IIA,IIB
		<b>H4</b>	Explosionproof, IP-67, Gr IIC
		<b>H5</b>	ATEX
<b>Fixed Conn. MOC</b>		<b>S4S</b>	SS304
		<b>S6S</b>	SS316
<b>Connection Fitting</b>		<b>15N</b>	1/2 " NPT
		<b>15B</b>	1/2 " BSP
<b>Element Length of "L" (mm)</b>		<b>XXX</b>	Please Specify
			Pl. Specify in mm

Ordering Example:- TC0104-K-1-UG-IEC-1-6-S6S-AI-2-15N-H2-S6S-15N-400-1(S6)

# TC 0105 - Thermocouple Assembly with Adjustable Connection



Other Options	
0	None
1	Cable Gland (Specify MOC [SS304,SS316,Brass])
2	Plug (Specify MOC [Al,SS304,SS316])
3	Head Mounted transmitter
4	CE Certification
5	Only Base Plate Suitable for TT
6	6 Pin / 10 Pin Connector
7	Special
8	'L' Type Mounting Bracket
9	Thermowell

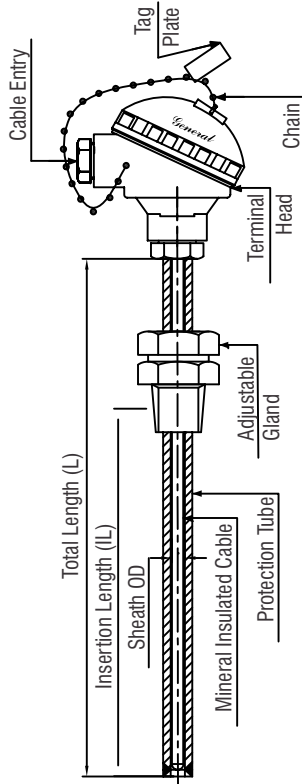
NOTE: Adjustable Gland Length - 50 mm  
L = IL + 50 mm

## TC - 0105

<b>Element</b>		<b>K</b>	Chromel/Alumel
		<b>J</b>	Iron/Constantan
		<b>E</b>	Chromel/Constantan
		<b>T</b>	Copper/Constantan
		<b>N</b>	Nicrosil/Nisil
		<b>R</b>	Pt PtRh 13%
		<b>S</b>	Pt PtRh 10%
		<b>B</b>	PtRh 6% PtRh 30%
<b>Element Type</b>		<b>1</b>	Simplex
		<b>2</b>	Duplex
<b>Junction Style</b>		<b>UG</b>	Ungrounded
		<b>G</b>	Grounded
<b>Calibration Standard</b>		<b>IEC</b>	IEC 584
		<b>ANSI</b>	MC 96.1
<b>Calibration Class</b>		<b>1</b>	Class 1
		<b>2</b>	Class 2
<b>Sheath 'OD'</b>		<b>3</b>	3 mm
		<b>4.5</b>	4.5 mm
		<b>6</b>	6 mm
		<b>8</b>	8 mm
		<b>10</b>	10 mm
		<b>XXX</b>	Please Specify
<b>Sheath Material</b>		<b>S6S</b>	SS316
		<b>S6L</b>	SS316L
		<b>446</b>	SS446
		<b>600</b>	Incolly 600
		<b>310</b>	SS310
		<b>800</b>	Incolly 800
		<b>XXX</b>	Please Specify
<b>Terminal Head</b>		<b>AI</b>	Die cast Aluminium
		<b>S4S</b>	SS304
		<b>S6S</b>	SS316
<b>No. of Cable Entries</b>		<b>1</b>	Single
		<b>2</b>	Double
<b>Cable Entry (F)</b>		<b>15N</b>	1/2" NPT
		<b>20E</b>	3/4" ET
		<b>15M</b>	M20 x 1.5
		<b>15B</b>	1/2" BSP
<b>Head Type</b>		<b>H1</b>	Weatherproof IP-65
		<b>H2</b>	Weatherproof IP-67
		<b>H3</b>	Flameproof, IP-67, Gr IIA,IIB
		<b>H4</b>	Explosionproof, IP-67, Gr IIC
		<b>H5</b>	ATEX
<b>Adj. Gland MOC</b>		<b>S4S</b>	SS304
		<b>S6S</b>	SS316
<b>Connection Fitting</b>		<b>15N</b>	1/2 " NPT
		<b>15B</b>	1/2 " BSP
<b>Insertion Length of "IL" (mm)</b>		<b>XXX</b>	Please Specify
			Pl. Specify in mm

Ordering Example:- TC0105-K-1-UG-IEC-1-6-S6S-AI-2-15N-H2-S6S-15N-400-1(SS316)

# TC 0106 - Thermocouple Assembly with Protecting Tube (Screwed Connection)



Other Options	
0	None
1	Cable Gland (Specify MOC [SS304,SS316,Brass])
2	Plug (Specify MOC [Al,SS304,SS316])
3	Head Mounted transmitter
4	CE Certification
5	Only Base Plate Suitable for TT
6	6 Pin / 10 Pin Connector
7	Special

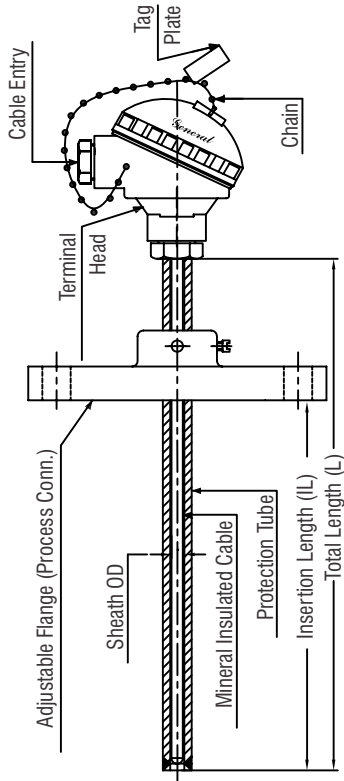
**NOTE:** Adjustable Gland Length - 50 mm  
L = IL + 50 mm

## TC - 0106

<b>Element</b>		<b>K</b> Chromel/Alumel	<b>J</b> Iron/Constantan
		<b>E</b> Chromel/Constantan	
		<b>T</b> Copper/Constantan	
		<b>N</b> Nicrosil/Nisil	<b>R</b> Pt PtRh 13%
		<b>S</b> Pt PtRh 10%	<b>B</b> PtRh 6% PtRh 30%
<b>Element Type</b>		<b>1</b> Simplex	<b>2</b> Duplex
<b>Junction Style</b>		<b>UG</b> Ungrounded	
		<b>G</b> Grounded	
<b>Calibration Standard</b>		<b>IEC</b> IEC 584	<b>ANSI</b> MC 96.1
<b>Calibration Class</b>		<b>1</b> Class 1	<b>2</b> Class 2
<b>Sheath 'OD'</b>		<b>3</b> 3 mm	<b>4.5</b> 4.5 mm
		<b>6</b> 6 mm	<b>8</b> 8 mm
		<b>10</b> 10 mm	
		<b>XXX</b> Please Specify	
<b>Sheath Material</b>		<b>S6S</b> SS316	<b>S6L</b> SS316L
		<b>446</b> SS446	<b>600</b> Incolloy 600
		<b>310</b> SS310	<b>800</b> Incolloy
		<b>XXX</b> Please Specify	
<b>Terminal Head</b>		<b>AI</b> Die cast Aluminium	
		<b>S4S</b> SS304	<b>S6S</b> SS316
<b>No. of Cable Entries</b>		<b>1</b> Single	<b>2</b> Double
<b>Cable Entry (F)</b>		<b>15N</b> 1/2" NPT	<b>20E</b> 3/4" ET
		<b>15M</b> M20 x 1.5	<b>15B</b> 1/2" BSP
<b>Head Type</b>		<b>H1</b> Weatherproof IP-65	
		<b>H2</b> Weatherproof IP-67	
		<b>H3</b> Flameproof, IP-67, Gr IIA,IIB	
		<b>H4</b> Explosionproof, IP-67, Gr IIC	
		<b>H5</b> ATEX	
		<b>S4S</b> SS304	<b>825</b> Incolloy® 825
		<b>S6S</b> SS316	<b>600</b> Inconel® 600
		<b>310</b> SS310	<b>800</b> Incolloy® 800
		<b>446</b> SS446	<b>321</b> SS321
		<b>S4L</b> SS304L	<b>KAN</b> Kanthal
		<b>S6L</b> SS316L	<b>HCC</b> Hastelloy® C-276
		<b>CST</b> CS	<b>HCB</b> Hastelloy® B
		<b>410</b> SS410	<b>MN4</b> Monel® 400
		<b>S7S</b> SS317	<b>MN5</b> Monel® 500
		<b>S7L</b> SS317L	<b>T</b> Ti-II
		<b>N20</b> Nickel 200	<b>XXX</b> Please Specify
		**Special material on Request	
		Protection Tube Standard Sizes	
		<b>A</b> 10x7	<b>B</b> 12x7
		<b>C</b> 14x7	<b>D</b> 14x9
<b>Protection Tube Material</b>		<b>S4S</b> SS304	<b>S6S</b> SS316
		<b>15N</b> 1/2" NPT	<b>15B</b> 1/2" BSP
		<b>XXX</b> Please Specify	
<b>Protection Tube Size</b>			
<b>Adj. Gland MOC</b>			
<b>Connection Fitting</b>			
<b>Insertion Length of "IL" (mm)</b>		Pl. Specify in mm	

**Ordering Example:- TC0106-K-1-UG-IEC-1-6-S6S-AI-2-15N-H2-S6S-A-S6S-15N-400-1(SS316)**

# TC 0107 - Thermocouple with Protecting Tube (Flanged Connection)



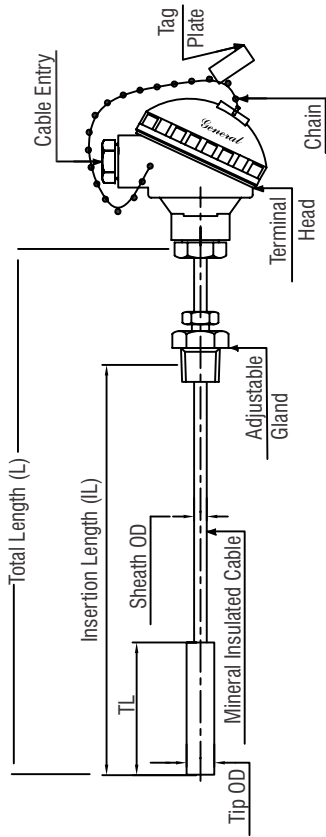
Other Options	
0	None
1	Cable Gland (Specify MOC [S4,S6,Brass])
2	Plug (Specify MOC [Al,SS304,SS316])
3	Head Mounted transmitter
4	CE Certification
5	Only Base Plate Suitable for TT
6	6 Pin / 10 Pin Connector
7	Special

## TC - 0107

<b>Element</b>	<input type="text"/>	<b>K</b> Chromx/Alumel <b>J</b> Iron/Constantan
		<b>E</b> Chromel/Constantan
		<b>T</b> Copper/Constantan
		<b>N</b> Nicrosil/Nisil <b>R</b> Pt PtRh 13%
		<b>S</b> Pt PtRh 10% <b>B</b> PtRh 6% PtRh 30%
<b>Element Type</b>	<input type="text"/>	<b>1</b> Simplex <b>2</b> Duplex
<b>Junction Style</b>	<input type="text"/>	<b>UG</b> Ungrounded <b>G</b> Grounded
<b>Calibration Standard</b>	<input type="text"/>	<b>IEC</b> IEC 584 <b>ANSI</b> MC 96.1
<b>Calibration Class</b>	<input type="text"/>	<b>1</b> Class 1 <b>2</b> Class 2
<b>Sheath 'OD'</b>	<input type="text"/>	<b>3</b> 3 mm <b>4.5</b> 4.5 mm
		<b>6</b> 6 mm <b>8</b> 8 mm
		<b>10</b> 10 mm
		<b>XXX</b> Please Specify
<b>Sheath Material</b>	<input type="text"/>	<b>S6S</b> SS316 <b>S6L</b> SS316L
		<b>446</b> SS446 <b>600</b> Incolly 600
		<b>310</b> SS310 <b>800</b> Incolly 800
		<b>XXX</b> Please Specify
<b>Terminal Head</b>	<input type="text"/>	<b>AI</b> Die cast Aluminium
<b>No. of Cable Entries</b>	<input type="text"/>	<b>S4S</b> SS304 <b>S6S</b> SS316
		<b>1</b> Single <b>2</b> Double
<b>Cable Entry (F)</b>	<input type="text"/>	<b>15N</b> 1/2" NPT <b>20E</b> 3/4" ET
		<b>15M</b> M20 x 1.5 <b>15B</b> 1/2" BSP
		<b>H1</b> Weatherproof IP-65 <b>H2</b> Weatherproof IP-67
		<b>H3</b> Flameproof, IP-67, Gr IIA,IIB
<b>Head Type</b>	<input type="text"/>	<b>H4</b> Explosionproof, IP-67, Gr IIC <b>H5</b> ATEX
		<b>S4S</b> SS304 <b>825</b> Incoloy® 825
		<b>S6S</b> SS316 <b>600</b> Inconel® 600
		<b>310</b> SS310 <b>800</b> Incoloy® 800
		<b>446</b> SS446 <b>321</b> SS321
		<b>S4L</b> SS304L <b>KAN</b> Kanthal
		<b>S6L</b> SS316L <b>HCC</b> Hastelloy® C-276
		<b>CST</b> CS <b>HCB</b> Hastelloy® B
		<b>410</b> SS410 <b>MN4</b> Monel® 400
		<b>S7S</b> SS317 <b>MN5</b> Monel® 500
		<b>S7L</b> SS317L <b>T</b> Ti-II
		<b>N20</b> Nickel 200 <b>XXX</b> Please Specify
		**Special material on Request
		Protection Tube Standard Sizes
<b>Protection Tube Size</b>	<input type="text"/>	<b>A</b> 10x7 <b>B</b> 12x7
		<b>C</b> 14x7 <b>D</b> 14x9
		<b>XXX</b> Please Specify
<b>Process Conn. Fitting</b>	<input type="text"/>	<b>Size</b> <b>Code</b> <b>Rating</b> <b>Code</b> <b>Facing</b> <b>Code</b>
		1/2" 15 150# A RF RF
		3/4" 20 300# B FF FF
		1" 25 600# C RTJ RTJ
		1.5" 40 900# D LT LT
		2" 50 1500# E LG LG
		3" 80 2500# F
<b>Flange</b>	<input type="text"/>	<b>CST</b> CS <b>S4S</b> SS304 <b>S6S</b> SS316
<b>Insertion Length of "IL" (mm)</b>	<input type="text"/>	Pl. Specify in mm

Ordering Example: - TC0107-K-1-UG-IEC-1-6-S6S-AI-2-15N-H2-S6S-A-15ARF-CST-400-3

# TC 0108 - Thermocouple Assembly with Adjustable Conn. & Tip Assembly



Other Options	
0	None
1	Cable Gland (Specify MOC [SS304,SS316,Brass])
2	Plug (Specify MOC [Al,SS304,SS316])
3	Head Mounted transmitter
4	CE Certification
5	Only Base Plate Suitable for TT
6	6 Pin / 10 Pin Connector
7	Special
8	'L' Type Mounting Bracket

**NOTE:** Adjustable Gland Length - 50 mm  
 $L = IL + 50$

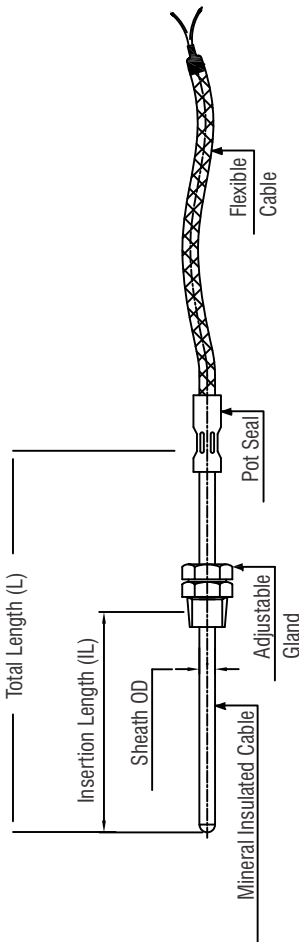
## TC - 0108

<b>Element</b>		<b>K</b>	Chromel/Alumel
		<b>J</b>	Iron/Constantan
		<b>E</b>	Chromel/Constantan
		<b>T</b>	Copper/Constantan
		<b>N</b>	Nicrosil/Nisil
		<b>R</b>	Pt PtRh 13%
		<b>S</b>	Pt PtRh 10%
		<b>B</b>	PtRh 6% PtRh 30%
<b>Element Type</b>		<b>1</b>	Simplex
		<b>2</b>	Duplex
<b>Junction Style</b>		<b>UG</b>	Ungrounded
		<b>G</b>	Grounded
<b>Calibration Standard</b>		<b>IEC</b>	IEC 584
		<b>ANSI</b>	MC 96.1
<b>Calibration Class</b>		<b>1</b>	Class 1
		<b>2</b>	Class 2
<b>Sheath 'OD' (Tip "OD")</b>		<b>3</b>	3 mm
		<b>4.5</b>	4.5 mm
		<b>6</b>	6 mm
		<b>8</b>	8 mm
		<b>10</b>	10 mm
		<b>XXX</b>	Please Specify
<b>Sheath Material</b>		<b>S6S</b>	SS316
		<b>S6L</b>	SS316L
		<b>446</b>	SS446
		<b>600</b>	Incolly 600
		<b>310</b>	SS310
		<b>800</b>	Incolly 800
		<b>XXX</b>	Please Specify
<b>Terminal Head</b>		<b>AI</b>	Die cast Aluminium
		<b>S4S</b>	SS304
		<b>S6S</b>	SS316
<b>No. of Cable Entries</b>		<b>1</b>	Single
		<b>2</b>	Double
<b>Cable Entry (F)</b>		<b>15N</b>	1/2" NPT
		<b>20E</b>	3/4" ET
		<b>15M</b>	M20 x 1.5
		<b>15B</b>	1/2" BSP
<b>Head Type</b>		<b>H1</b>	Weatherproof IP-65
		<b>H2</b>	Weatherproof IP-67
		<b>H3</b>	Flameproof, IP-67, Gr IIA,IIB
		<b>H4</b>	Explosionproof, IP-67, Gr IIC
		<b>H5</b>	ATEX
<b>Adj. Gland MOC</b>		<b>S4S</b>	SS304
		<b>S6S</b>	SS316
<b>Connection Fitting</b>		<b>15N</b>	1/2 " NPT
		<b>15B</b>	1/2 " BSP
		<b>XXX</b>	Please Specify
<b>Insertion Length of "IL" (mm)</b>			Pl. Specify in mm
<b>Tip OD &amp; Length of "TL" (mm)</b>			Pl. Specify in mm

**Ordering Example:- TC0108-K-1-UG-IEC-1-6-S6S-AI-2-15N-H2-S6S-15N-400-10-0**



# TC 0201 - Thermocouple with Transition Joint



Other Options	
0	None
1	CE Certification
2	SS Conduit ( Armour )

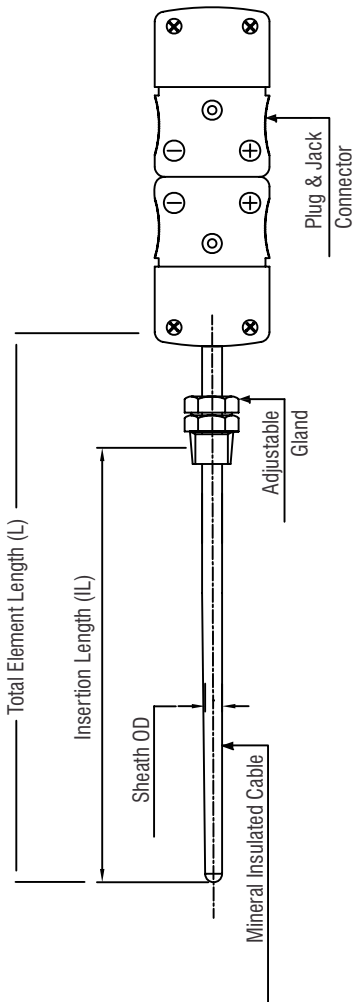
**NOTE:** Pot Seal Length (Standard) - 40 mm  
 $L = IL + 50$

## TC - 0201

<b>Element</b>	<b>K</b>	Chromel/Alumel		
	<b>J</b>	Iron/Constantan		
	<b>E</b>	Chromel/Constantan		
	<b>T</b>	Copper/Constantan		
	<b>N</b>	Nicrosil/Nisil		
	<b>R</b>	Pt PtRh 13%		
	<b>S</b>	Pt PtRh 10%		
<b>Element Type</b>	<b>1</b>	Simplex		
	<b>2</b>	Duplex		
<b>Junction Style</b>	<b>UG</b>	Ungrounded		
	<b>G</b>	Grounded		
<b>Calibration Standard</b>	<b>IEC</b>	IEC 584		
	<b>ANSI</b>	MC 96.1		
<b>Calibration Class</b>	<b>1</b>	Class 1		
	<b>2</b>	Class 2		
<b>Sheath 'OD'</b>	<b>3</b>	3 mm		
	<b>4.5</b>	4.5 mm		
	<b>6</b>	6 mm		
	<b>8</b>	8 mm		
	<b>10</b>	10 mm		
	<b>XXX</b>	Please Specify		
<b>Sheath Material</b>	<b>S6S</b>	SS316	<b>S6L</b>	SS316L
	<b>446</b>	SS446	<b>600</b>	Incolly 600
	<b>310</b>	SS310	<b>800</b>	Incolly 800
	<b>XXX</b>	Please Specify		
	<b>Adj. Gland MOC</b>	<b>S4S</b>	SS304	
<b>Connection Fitting</b>	<b>S6S</b>	SS316		
	<b>XXX</b>	Please Specify		
	<b>15N</b>	1/2" NPT		
<b>Insertion Length of "IL" (mm)</b>	<b>15B</b>	1/2" BSP		
	<b>XXX</b>	Please Specify		
		Pl. Specify in mm		
<b>Flexible Cable Type</b>	<b>1</b>	PTFE insulated, PTFE overall cable		
	<b>2</b>	PTFE Insulated, overall PTFE & SS braided cable		
	<b>3</b>	FG/FG Insulated cable		
	<b>4</b>	FG/FG/SS Cable		
	<b>5</b>	PTFE / SS / FG		
<b>Flexible Cable Length in (mm)</b>		Pl. Specify in mm		

**Ordering Example:- TC201-K-1-UG-IEC-1-6-S6S-S4S-15N-500-1-3000**

# TC 202 - Thermocouple Insert with Plug & Jack Connector



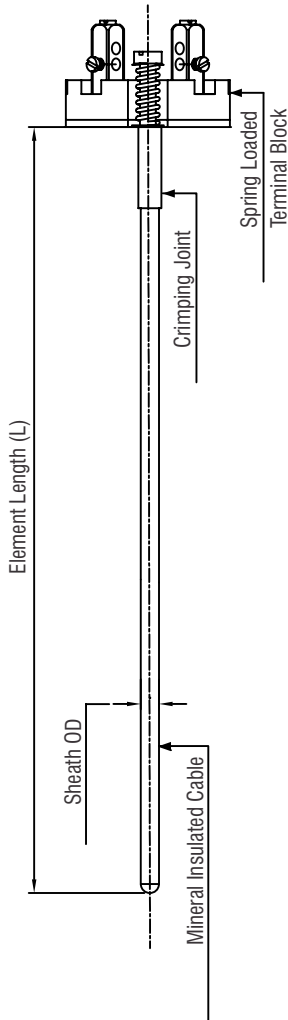
**NOTE:** Adjustable Gland Length - 50 mm  
 $L = IL + 50 \text{ mm}$

## TC - 0202

<b>Element</b>		<b>K</b>	Chromel/Alumel
		<b>J</b>	Iron/Constantan
		<b>E</b>	Chromel/Constantan
		<b>T</b>	Copper/Constantan
		<b>N</b>	Nicrosil/Nisil
		<b>R</b>	Pt PtRh 13%
		<b>S</b>	Pt PtRh 10%
		<b>B</b>	PtRh 6% PtRh 30%
<b>Element Type</b>		<b>1</b>	Simplex
		<b>2</b>	Duplex
<b>Junction Style</b>		<b>UG</b>	Ungrounded
		<b>G</b>	Grounded
<b>Calibration Standard</b>		<b>IEC</b>	IEC 584
		<b>ANSI</b>	MC 96.1
<b>Calibration Class</b>		<b>1</b>	Class 1
		<b>2</b>	Class 2
<b>Sheath 'OD'</b>		<b>3</b>	3 mm
		<b>4.5</b>	4.5 mm
		<b>6</b>	6 mm
		<b>8</b>	8 mm
		<b>10</b>	10 mm
		<b>XXX</b>	Please Specify
<b>Sheath Material</b>		<b>S6S</b>	SS316
		<b>S6L</b>	SS316L
		<b>446</b>	SS446
		<b>600</b>	Incolly 600
		<b>310</b>	SS310
		<b>800</b>	Incolly 800
		<b>XXX</b>	Please Specify
<b>Adj. Gland MOC</b>		<b>S4S</b>	SS304
		<b>S6S</b>	SS316
		<b>XXX</b>	Please Specify
<b>Connection Fitting</b>		<b>15N</b>	1/2" NPT
		<b>15B</b>	1/2" BSP
		<b>XXX</b>	Please Specify
<b>Insertion Length of "IL" (mm)</b>		Pl. Specify in mm	

**Ordering Example:- TC0202-K-1-UG-IEC-1-6-S6S-S4S-15N-500**

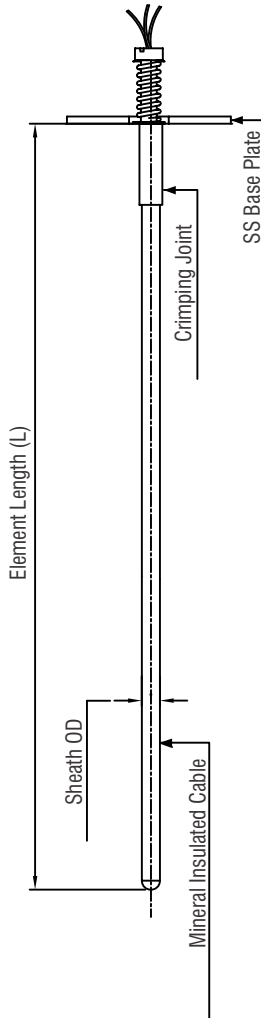
# TC 203 - Thermocouple Insert with Spring Loaded Terminal Block



## TC - 0203

<b>Element</b>		<b>K</b>	Chromel/Alumel
		<b>J</b>	Iron/Constantan
		<b>E</b>	Chromel/Constantan
		<b>T</b>	Copper/Constantan
		<b>N</b>	Nicrosil/Nisil
		<b>R</b>	Pt PtRh 13%
		<b>S</b>	Pt PtRh 10%
		<b>B</b>	PtRh 6% PtRh 30%
<b>Element Type</b>		<b>1</b>	Simplex
		<b>2</b>	Duplex
<b>Junction Style</b>		<b>UG</b>	Ungrounded
		<b>G</b>	Grounded
<b>Calibration Standard</b>		<b>IEC</b>	IEC 584
		<b>ANSI</b>	MC 96.1
<b>Calibration Class</b>		<b>1</b>	Class 1
		<b>2</b>	Class 2
<b>Sheath 'OD'</b>		<b>3</b>	3 mm
		<b>4.5</b>	4.5 mm
		<b>6</b>	6 mm
		<b>8</b>	8 mm
		<b>10</b>	10 mm
		<b>XXX</b>	Please Specify
<b>Sheath Material</b>		<b>S6S</b>	SS316
		<b>S6L</b>	SS316L
		<b>446</b>	SS446
		<b>600</b>	Incolly 600
		<b>310</b>	SS310
		<b>800</b>	Incolly 800
		<b>XXX</b>	Please Specify
<b>Element Length of "L" (mm)</b>		Pl. Specify in mm	

# TC 204 - Thermocouple Insert with SS Base Plate For Temperature Transmitter Mounting

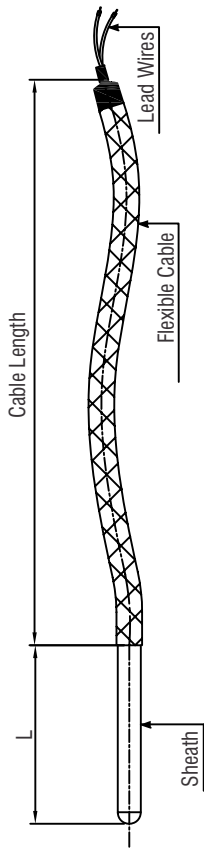


## TC - 0204

<b>Element</b>		<b>K</b>	Chromel/Alumel
		<b>J</b>	Iron/Constantan
		<b>E</b>	Chromel/Constantan
		<b>T</b>	Copper/Constantan
		<b>N</b>	Nicrosil/Nisil
		<b>R</b>	Pt PtRh 13%
		<b>S</b>	Pt PtRh 10%
		<b>B</b>	PtRh 6% PtRh 30%
<b>Element Type</b>		<b>1</b>	Simplex
		<b>2</b>	Duplex
<b>Junction Style</b>		<b>UG</b>	Ungrounded
		<b>G</b>	Grounded
<b>Calibration Standard</b>		<b>IEC</b>	IEC 584
		<b>ANSI</b>	MC 96.1
<b>Calibration Class</b>		<b>1</b>	Class 1
		<b>2</b>	Class 2
<b>Sheath 'OD'</b>		<b>3</b>	3 mm
		<b>4.5</b>	4.5 mm
		<b>6</b>	6 mm
		<b>8</b>	8 mm
		<b>10</b>	10 mm
		<b>XXX</b>	Please Specify
<b>Sheath Material</b>		<b>S6S</b>	SS316
		<b>S6L</b>	SS316L
		<b>446</b>	SS446
		<b>600</b>	Incolloy 600
		<b>310</b>	SS310
		<b>800</b>	Incolloy 800
		<b>XXX</b>	Please Specify
<b>Element Length of "L" (mm)</b>		Pl. Specify in mm	

Ordering Example:- TC0204-K-1-UG-IEC-1-6-S6S-500

# TC 0205 - Bearing Temperature Thermocouple

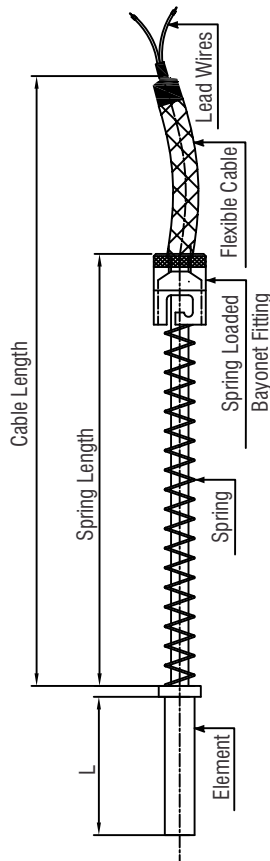


## TC - 0205

<b>Element</b>		<b>K</b>	Chromel/Alumel
		<b>J</b>	Iron/Constantan
		<b>E</b>	Chromel/Constantan
		<b>T</b>	Copper/Constantan
		<b>N</b>	Nicrosil/Nisil
		<b>R</b>	Pt PtRh 13%
		<b>S</b>	Pt PtRh 10%
		<b>B</b>	PtRh 6% PtRh 30%
<b>Element Type</b>		<b>1</b>	Simplex
		<b>2</b>	Duplex
<b>Junction Style</b>		<b>UG</b>	Ungrounded
		<b>G</b>	Grounded
<b>Calibration Standard</b>		<b>IEC</b>	IEC 584
		<b>ANSI</b>	MC 96.1
<b>Calibration Class</b>		<b>1</b>	Class 1
		<b>2</b>	Class 2
<b>Sheath 'OD'</b>		<b>3</b>	3 mm
		<b>4.5</b>	4.5 mm
		<b>6</b>	6 mm
		<b>8</b>	8 mm
		<b>10</b>	10 mm
		<b>XXX</b>	Please Specify
<b>Sheath Material</b>		<b>S6S</b>	SS316
		<b>S6L</b>	SS316L
		<b>446</b>	SS446
		<b>600</b>	Incolly 600
		<b>310</b>	SS310
		<b>800</b>	Incolly 800
		<b>XXX</b>	Please Specify
<b>Element Length of "L" (mm)</b>		Pl. Specify in mm	
<b>Flexible Cable Type</b>		<b>1</b>	PTFE insulated, PTFE overall cable
		<b>2</b>	PTFE Insulated, overall PTFE & SS braided cable
		<b>3</b>	FG/FG Insulated cable
		<b>4</b>	FG/FG/SS Cable
		<b>5</b>	PTFE / SS / FG
<b>Flexible Cable Length (mm)</b>		Pl. Specify in mm	

Ordering Example:- TC0205-K-1-UG-IEC-1-6-S6S-500-1-3000

# TC 0206 - Thermocouple Insert With Spring Loaded Bayonet Fitting (Straight)

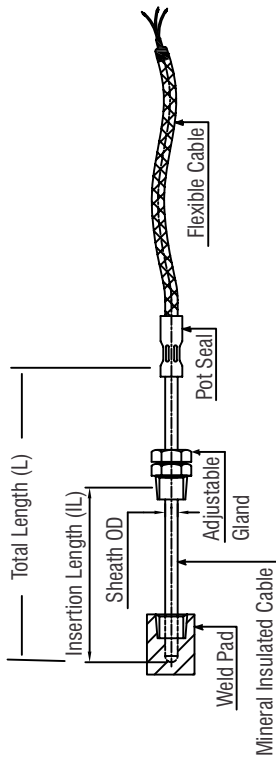


## TC - 0206

<b>Element</b>	<b>K</b>	Chromel/Alumel		
	<b>J</b>	Iron/Constantan		
	<b>E</b>	Chromel/Constantan		
	<b>T</b>	Copper/Constantan		
	<b>N</b>	Nicrosil/Nisil		
	<b>R</b>	Pt PtRh 13%		
<b>Element Type</b>	<b>1</b>	Simplex		
	<b>2</b>	Duplex		
<b>Junction Style</b>	<b>UG</b>	Ungrounded		
	<b>G</b>	Grounded		
<b>Calibration Standard</b>	<b>IEC</b>	IEC 584		
	<b>ANSI</b>	MC 96.1		
<b>Calibration Class</b>	<b>1</b>	Class 1		
	<b>2</b>	Class 2		
<b>Sheath 'OD'</b>	<b>3</b>	3 mm		
	<b>4.5</b>	4.5 mm		
	<b>6</b>	6 mm		
	<b>8</b>	8 mm		
	<b>10</b>	10 mm		
	<b>XXX</b>	Please Specify		
<b>Sheath Material</b>	<b>S6S</b>	SS316	<b>S6L</b>	SS316L
	<b>446</b>	SS446	<b>600</b>	Incolly 600
	<b>310</b>	SS310	<b>800</b>	Incolly 800
	<b>XXX</b>	Please Specify		
<b>Element Length of "L" (mm)</b>	Pl. Specify in mm			
<b>Flexible Cable Type</b>	<b>1</b>	PTFE insulated, PTFE overall cable		
	<b>2</b>	PTFE Insulated, overall PTFE & SS braided cable		
	<b>3</b>	FG/FG Insulated cable		
	<b>4</b>	FG/FG/SS Cable		
	<b>5</b>	PTFE / SS / FG		
<b>Flexible Cable Length "TL" (mm)</b>	Pl. Specify in mm			

Ordering Example:- TC0206-K-1-UG-IEC-1-6-S6S-500-1-3000

# TC 0207 - Thermocouple with Weld Pad & Cable

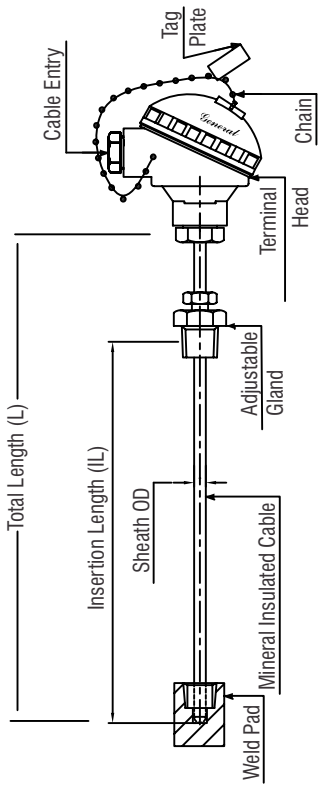


**NOTE:** Pot Seal Length(Standard) - 40 mm  
 $L = IL + 50 \text{ mm}$

## TC - 0207

<b>Element</b>		<b>K</b>	Chromel/Alumel
		<b>J</b>	Iron/Constantan
		<b>E</b>	Chromel/Constantan
		<b>T</b>	Copper/Constantan
		<b>N</b>	Nicrosil/Nisil
		<b>R</b>	Pt PtRh 13%
		<b>S</b>	Pt PtRh 10%
		<b>B</b>	PtRh 6% PtRh 30%
<b>Element Type</b>		<b>1</b>	Simplex
		<b>2</b>	Duplex
<b>Junction Style</b>		<b>UG</b>	Ungrounded
		<b>G</b>	Grounded
<b>Calibration Standard</b>		<b>IEC</b>	IEC 584
		<b>ANSI</b>	MC 96.1
<b>Calibration Class</b>		<b>1</b>	Class 1
		<b>2</b>	Class 2
<b>Sheath 'OD'</b>		<b>3</b>	3 mm
		<b>4.5</b>	4.5 mm
		<b>6</b>	6 mm
		<b>8</b>	8 mm
		<b>10</b>	10 mm
		<b>XXX</b>	Please Specify
<b>Sheath Material</b>		<b>S6S</b>	SS316
		<b>S6L</b>	SS316L
		<b>446</b>	SS446
		<b>600</b>	Incolly 600
		<b>310</b>	SS310
		<b>800</b>	Incolly 800
		<b>XXX</b>	Please Specify
<b>Adj. Gland MOC</b>		<b>S4S</b>	SS304
		<b>S6S</b>	SS316
		<b>XXX</b>	Please Specify
<b>Connection Fitting</b>		<b>15N</b>	1/2 " NPT
		<b>15B</b>	1/2 " BSP
		<b>XXX</b>	Please Specify
<b>Insertion Length of "IL" (mm)</b>		Pl. Specify in mm	
<b>Flexible Cable Type</b>		<b>1</b>	PTFE insulated, PTFE overall cable
		<b>2</b>	PTFE Insulated, overall PTFE & SS braided cable
		<b>3</b>	FG/FG Insulated cable
		<b>4</b>	FG/FG/SS Cable
		<b>5</b>	PTFE / SS / FG
<b>Flexible Cable Length in (mm)</b>		Pl. Specify in mm	
<b>Weld Pad MOC</b>		<b>S6S</b>	SS316
		<b>S6L</b>	SS316L
		<b>XXX</b>	Please Specify
<b>Weld Pad Dimensions</b>		Length (L) x Breadth (B) x Height (H)	

# TC 0301 - Thermocouple Assembly with Adjustable Connection with Weld Pad



	Other Options
0	None
1	Cable Gland (Specify MOC [S4,S6,Brass])
2	Plug (Specify MOC [Al,SS304,SS316])
3	Head Mounted transmitter
4	CE Certification
5	Only Base Plate Suitable for TT
6	6 Pin / 10 Pin Connector
7	Special
8	'L' Type Mounting Bracket

**NOTE:** Adjustable Gland Length - 50 mm  
 $L = IL + 50 \text{ mm}$

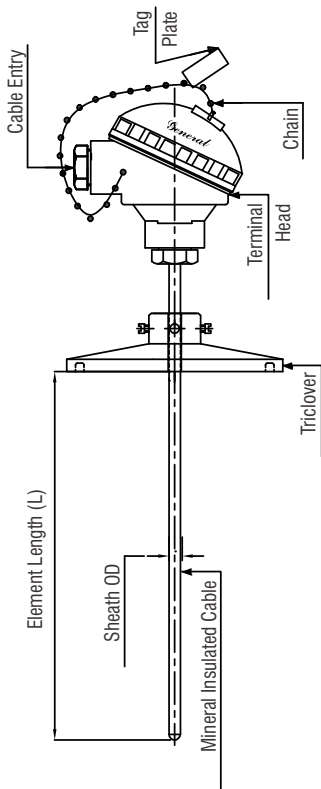
## TC - 0301

<b>Element</b>		<b>K</b>	Chromel/Alumel
		<b>J</b>	Iron/Constantan
		<b>E</b>	Chromel/Constantan
		<b>T</b>	Copper/Constantan
		<b>N</b>	Nicrosil/Nisil
		<b>R</b>	Pt PtRh 13%
		<b>S</b>	Pt PtRh 10%
		<b>B</b>	PtRh 6% PtRh 30%
<b>Element Type</b>		<b>1</b>	Simplex
		<b>2</b>	Duplex
<b>Junction Style</b>		<b>UG</b>	Ungrounded
		<b>G</b>	Grounded
<b>Calibration Standard</b>		<b>IEC</b>	IEC 584
		<b>ANSI</b>	MC 96.1
<b>Calibration Class</b>		<b>1</b>	Class 1
		<b>2</b>	Class 2
<b>Sheath 'OD'</b>		<b>3</b>	3 mm
		<b>4.5</b>	4.5 mm
		<b>6</b>	6 mm
		<b>8</b>	8 mm
		<b>10</b>	10 mm
		<b>XXX</b>	Please Specify
<b>Sheath Material</b>		<b>S6S</b>	SS316
		<b>S6L</b>	SS316L
		<b>446</b>	SS446
		<b>600</b>	Incolly 600
		<b>310</b>	SS310
		<b>800</b>	Incolly 800
		<b>XXX</b>	Please Specify
<b>Terminal Head</b>		<b>AI</b>	Die cast Aluminium
		<b>S4S</b>	SS304
		<b>S6S</b>	SS316
<b>No. of Cable Entries</b>		<b>1</b>	Single
		<b>2</b>	Double
<b>Cable Entry (F)</b>		<b>15N</b>	1/2" NPT
		<b>20E</b>	3/4" ET
		<b>15M</b>	M20 x 1.5
		<b>15B</b>	1/2" BSP
<b>Head Type</b>		<b>H1</b>	Weatherproof IP-65
		<b>H2</b>	Weatherproof IP-67
		<b>H3</b>	Flameproof, IP-67, Gr IIA,IIB
		<b>H4</b>	Explosionproof, IP-67, Gr IIC
		<b>H5</b>	ATEX
<b>Adj. Gland MOC</b>		<b>S4S</b>	SS304
		<b>S6S</b>	SS316
<b>Connection Fitting</b>		<b>15N</b>	1/2 " NPT
		<b>15B</b>	1/2 " BSP
<b>Insertion Length of "IL" (mm)</b>		<b>XXX</b>	Please Specify
			Pl. Specify in mm
<b>Weld Pad MOC</b>		<b>S6S</b>	SS316
		<b>S6L</b>	SS316L
		<b>XXX</b>	Please Specify
<b>Weld Pad Dimensions</b>			Length (L) x Breadth (B) x Height (H)

**Ordering Example:- TC0301-K-1-UG-IEC-1-6-S6S-AI-2-15N-H2-S6S-15N-400-S6S-25x25x15-0**



# TC 0302 -Thermocouple Assembly with Tri-Clamp Adjustable Connection



	Other Options
0	None
1	Cable Gland (Specify MOC [SS304,SS316,Brass])
2	Plug (Specify MOC [Al,SS304,SS316])
3	Head Mounted transmitter
4	CE Certification

## TC - 0302

<b>Element</b>		<b>K</b>	Chromel/Alumel
		<b>J</b>	Iron/Constantan
		<b>E</b>	Chromel/Constantan
		<b>T</b>	Copper/Constantan
		<b>N</b>	Nicrosil/Nisil
		<b>R</b>	Pt PtRh 13%
		<b>S</b>	Pt PtRh 10%
		<b>B</b>	PtRh 6% PtRh 30%
<b>Element Type</b>		<b>1</b>	Simplex
		<b>2</b>	Duplex
<b>Junction Style</b>		<b>UG</b>	Ungrounded
		<b>G</b>	Grounded
<b>Calibration Class</b>		<b>A</b>	Class 1
		<b>B</b>	Class 2
<b>Sheath 'OD'</b>		<b>3</b>	3 mm
		<b>4.5</b>	4.5 mm
		<b>6</b>	6 mm
		<b>8</b>	8 mm
		<b>10</b>	10 mm
		<b>XXX</b>	Please Specify
<b>Sheath Material</b>		<b>S6S</b>	SS316 <b>321</b> SS321
		<b>446</b>	SS446 <b>600</b> Incoloy 600
		<b>800</b>	Incoloy 800
		<b>XXX</b>	Please Specify
<b>Terminal Head</b>		<b>AI</b>	Die cast Aluminium
		<b>S4S</b>	SS304
		<b>S6S</b>	SS316
<b>No. of Cable Entries</b>		<b>1</b>	Single
		<b>2</b>	Double
<b>Cable Entry (F)</b>		<b>15N</b>	1/2" NPT
		<b>20E</b>	3/4" ET
		<b>15M</b>	M20 x 1.5
		<b>15B</b>	1/2" BSP
<b>Head Type</b>		<b>H1</b>	Weatherproof IP-65
		<b>H2</b>	Weatherproof IP-67
		<b>H3</b>	Flameproof, IP-67, Gr IIA, IIB
		<b>H4</b>	Explosionproof, IP-67, Gr IIC
		<b>H5</b>	ATEX
<b>Connection Fitting TC (Triclover/Triclamp)</b>		<b>15TC</b>	1/2" BSP
		<b>20TC</b>	3/4" NPT
		<b>25TC</b>	1"
		<b>40TC</b>	1-1/2"
		<b>XXX</b>	Please Specify
<b>Nominal Length of "L" (mm)</b>			Pl. Specify in mm

Ordering Example:- TC0302-K-2-UG-1-AI-2-15N-H1-6-40TC-S6S-500-1(S6S)